

# K

# Redline

# KR1000S

K-array is the new voice that sings aloud, "outside the chorus", and whose performance is better than any other products. Born on-the-road, in the PA world, where you get no discount, you have to give your best as fast as you can, often with a "compressed" budget, K-Array systems have been designed to give precise answers to precise needs.

K-Array systems are driven by new generation digital engines, with power/dimension/weight ratios that are ten times better than any other professional products; these systems can be remotely controlled and come with a lot of on-board software.

K-array systems can shape their performance following your taste and needs. Inside K-array systems you will find something that only K-array can offer: the best in technology, proudly conceived, designed and produced in Italy. If they were cars, they would be Ferrari.

Don't agree to pay for a simple brand, claim performance, and don't believe those who maintain that these products are only for few people, the only truth is that K-array systems are unique, but affordable and within everybody's reach!

HP Sound Equipment

The **KR1000S** is a high performance ultra-slim powered two way system designed for use with small to medium wavefront systems, in both mobile and install applications. The **KR1000S** includes two KL12ma powered subwoofers and 2 KR1001mt line array satellites.

The **KL12ma** features a 1000 watt 12" drive unit with magnet structure and suspension engineered for maximum linear excursion.

The ultra-light reflex cabinet is fitted with two pocket handles and one 35mm pole mounting point for easy installation with every satellite speaker on it. It features large area porting to reduce air noise. The **KR1000S** ultra-slim satellite features a line array of 2" high efficiency drive units with neodymium magnet structure and suspensions engineered for maximum linear excursion and minimum noise problems. The ultra-strong chassis ensures high resistance and durability also with hardest work conditions. All the **KR1000S** components are designed by **K-array** R&D department and custom made under **K-array** control quality system.



## SAFETY INSTRUCTIONS

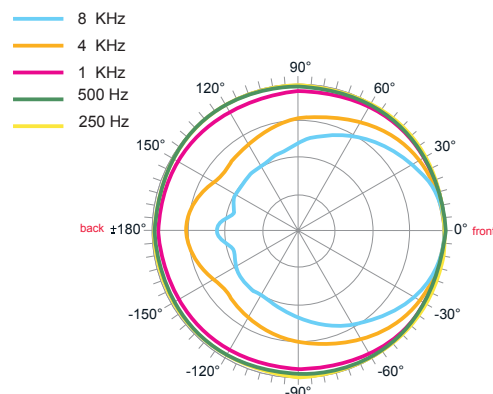


- To reduce the risk of electric shock, disconnect the loudspeaker from the AC mains before installing audio cable. Reconnect the power cord only after making all signal connections.
- Connect the loudspeaker to a two-pole, three wire grounding mains receptacle. The receptacle must be connected to a fuse or circuit breaker. Connection to any other type of receptacle poses a shock hazard and may violate local electrical codes.
- Do not install the loudspeaker in wet or humid locations without using weather protection.
- Do not allow water or any foreign object to get inside the loudspeaker. Do not put objects containing liquid on, or near, the unit.
- To reduce the risk of overheating the loudspeaker, avoid exposing it to direct sunlight. Do not install the unit near heat emitting appliances, such as a room heater or stove.
- This loudspeaker contains potentially hazardous voltages. Do not attempt to disassemble the unit. The unit contains no user serviceable parts. Repairs should be performed only by factory trained service personnel.

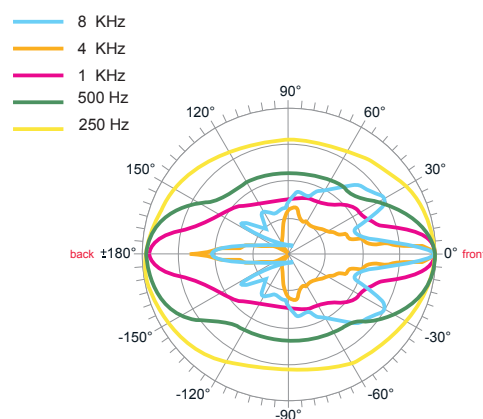


<b>KR100S</b> <i>(specifications for one side system)</i>	
<b>Acoustics</b>	
Speaker power handling	500(sub) + 250(sat) W <sup>(AES)</sup>
Max power	1000(sub) + 600(sat) W <sup>1</sup>
Impedance	4Ω(sub) + 8Ω(sat)
Frequency range	40Hz - 19 KHz +/- 3dB (preset relating)
SPL 1W / 1mt	98.5 dB (sub) 98 dB (sat) <sup>2</sup>
Maximum SPL	124dB continuous - 130 dB peak
<b>Coverage</b>	
Horizontal	100°
Vertical	7°
<b>Crossover</b>	
Type	DSP controlled
Frequency	150 Hz
<b>Transducers</b>	
Low frequency	1 x 12" Neodymium speakers with 3" voice coil
High frequency	16 x 2" Neodymium speakers with 0,75" voice coil
<b>Audio Input</b>	
Connectors	male + female parallel 3-pin balanced XLR
Wiring	Pin1 = ground - Pin2 = hot - Pin3 = cold
<b>Power Audio Output</b>	
Connector	4-pin Female Speakon
Wiring	Pin1+= CH1+ Pin1= CH1- Pin2+= N.C. Pin2= N.C.
<b>Remote control Input</b>	
Connectors	1 x female 8 poles RJ45
<b>Power Input</b>	
Connectors	2 x PowerCon IN/OUT
<b>Amplifiers</b>	
Type	1 modules class D - DSP controlled
Subwoofer power	750 Watt <sup>3</sup> @4Ω
Satellite power output	750 Watt <sup>3</sup> @4Ω
Protection	Dynamic limiter, over current, over temp, short circuits
<b>AC power</b>	
Operating range	210 - 240 Vac 50Hz (Default) 100 - 120 Vac 60Hz (Selectable)
I. nom	3.6 A / 115 Vac - 2.2 A / 230 Vac
Minimum operation voltage	95 Vac - 195 Vac
Maximum operation voltage	125 Vac - 205 Vac
Max continuous and burst current	Default 6A(>10 sec) - 12A (<1 sec) Selectable 10A(>10 sec) - 20A (<1sec)
<b>Physical</b>	
Dimensions	KL12ma: 32.5 x 33.5 x 43.5 cm (12.91" x 13.19" x 17.13") KR100: 5.7 x 120.5 x 7.4 cm (2.17" x 47.44" x 2.91")
Weight	KL12ma: 15 Kg (33.07 lbs) KR100: 4.4 Kg (9.7 lbs)

### DISPERSION GRAPHS



horizontal



vertical

#### Notes for data

1. Maximum RMS applicable power for a musical signal, the reference signal is the one proposed by EIAJ standard.
2. Measured @4 mt then scaled @1 mt
3. Amplifier wattage rating is based on the maximum unclipped burst sine wave RMS voltage that the amplifier will produce into the nominal load impedance.

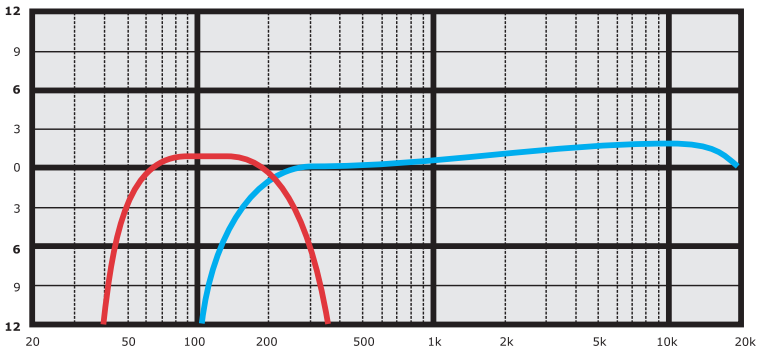
New materials and design are introduced into existing products without previous notice. Present systems may differ in some respects from those presented in this brochure.

HP Sound Equipment s.r.l. - [www.k-array.com](http://www.k-array.com)

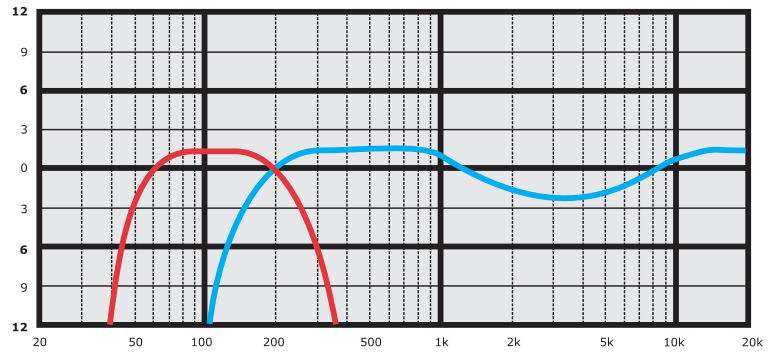
Viale Roma 7/i 50037 San Piero a Sieve (Firenze) Italy - tel +39 055 8487222 fax +39 055 8487238 e-mail: [info@k-array.com](mailto:info@k-array.com)

# Presets

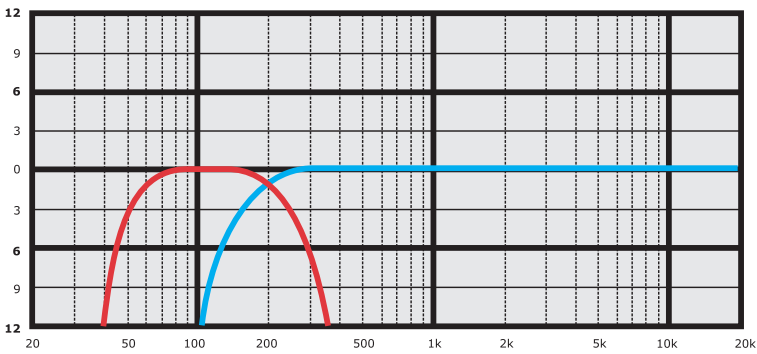
## MCSB



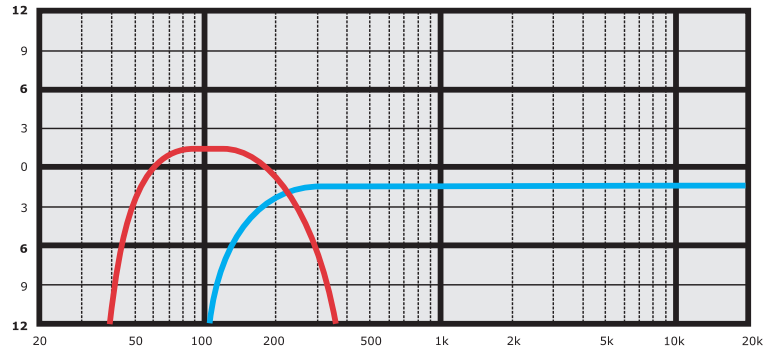
## Music



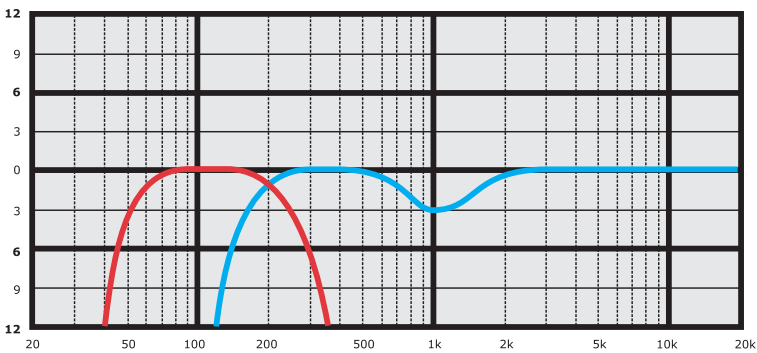
## Clear



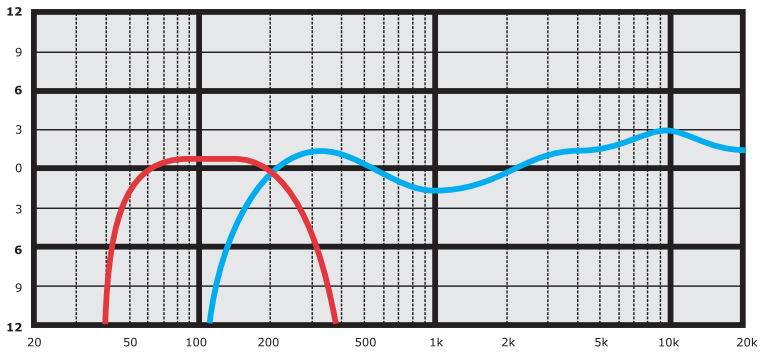
## Dark



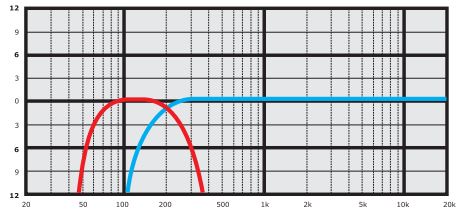
## Back



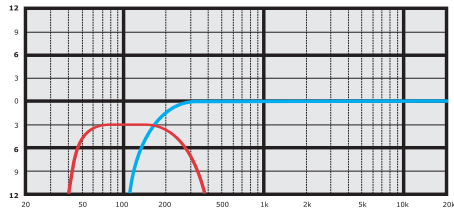
## Live



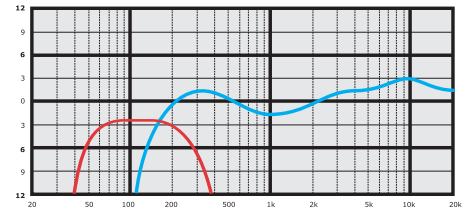
## HP60



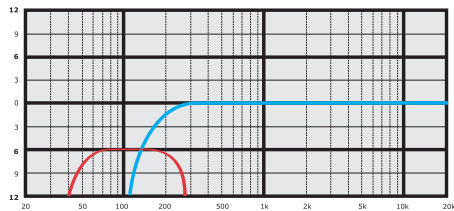
## CI-3



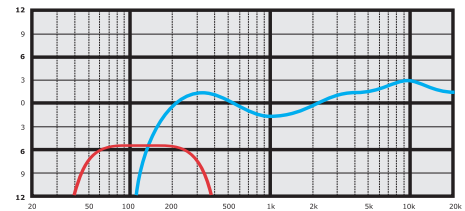
## Li-3



## CI-6


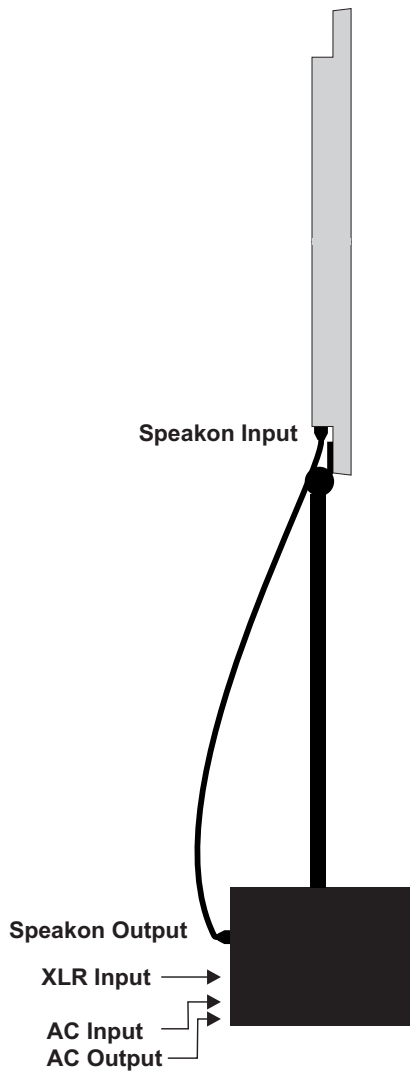


## Li-6



- To upload new presets on the KL12ma it's needed the K-USB interface.

- To have news about new presets just send an e-mail with "KR100S" as text at [info@k-array.com](mailto:info@k-array.com)



# ***KR100***

# ***KL12ma***

